






Municipio	Distrito	 PAN	 PRI	 PRD	 ALIANZA PT	 ALTERNATIVA PARTIDO POLITICO REGIONAL	Votos Nulos	Votos Validos	Total de Votos	Lista Nominal	Porcentaje de Partic.
	I	17,705	14,912	1,702	842	647	707	35,808	36,515	93,262	39.15
	II	21,810	18,677	1,712	1,367	696	640	44,262	44,902	98,190	45.73
*	III	21,914	15,574	1,759	483	576	625	40,306	40,931	84,022	48.71
	IV	28,234	19,952	2,349	593	889	681	52,017	52,698	128,112	41.13
	V	18,078	17,115	2,216	445	471	1,132	38,325	39,457	86,735	45.49
	VI	21,694	20,475	1,722	1,014	682	942	45,587	46,529	125,871	36.97
Mexicali		129,435	106,705	11,460	4,744	3,961	4,727	256,305	261,032	616,192	42.36
	VII	13,801	10,829	1,845	793	833	654	28,101	28,755	67,336	42.70
Tecate		13,801	10,829	1,845	793	833	654	28,101	28,755	67,336	42.70
*	VIII	28,718	27,001	2,514	486	1,085	922	59,804	60,726	151,240	40.15
*	IX	21,950	21,201	1,543	324	711	724	45,729	46,453	116,245	39.96
	X	34,084	23,417	2,352	635	1,442	771	61,930	62,701	139,967	44.80
	XI	33,873	22,827	3,639	877	1,065	980	62,281	63,261	160,595	39.39
*	XII	24,446	18,187	2,098	482	844	691	46,057	46,748	120,292	38.86
*	XIII	41,404	38,429	3,328	1,519	1,439	1,373	86,119	87,492	274,132	31.92
	XVI-TIJ	17,878	19,428	2,255	310	846	800	40,717	41,517	105,148	39.48
Tijuana		202,353	170,490	17,729	4,633	7,432	6,261	402,637	408,898	1,067,619	38.30
	XIV	23,633	24,214	3,089	2,616	1,407	1,166	54,959	56,125	135,191	41.52
	XV	26,379	25,682	5,520	1,288	996	1,340	59,865	61,205	159,170	38.45
Ensenada		50,012	49,896	8,609	3,904	2,403	2,506	114,824	117,330	294,361	39.86
	XVI-ROS	10,797	12,430	2,386	248	670	522	26,531	27,053	59,594	45.40
Rosarito		10,797	12,430	2,386	248	670	522	26,531	27,053	59,594	45.40
Totales		406,398	350,350	42,029	14,322	15,299	14,670	828,398	843,068	2,105,102	40.05

Nota: En los Distritos marcados con un * se presentaron impugnaciones, por lo que se hubo casillas anuladas por parte del TRIFE